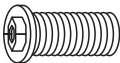








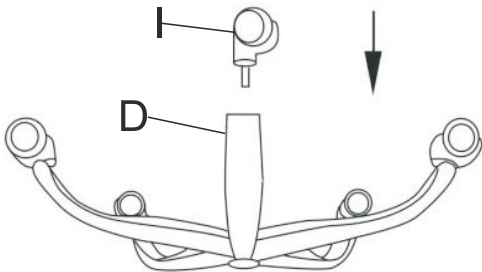
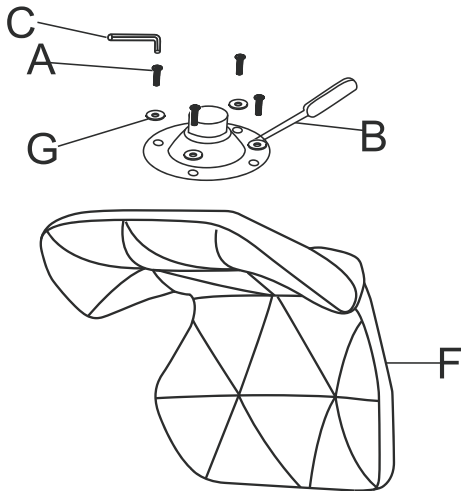


Screw M6x16 x4 	A	Handle Plate x1 	B	Wrench x1 	C	Base x1 	D
Gas Lift x1 	E	Seat x1 	F	Washer M6x16 x4 	G	Wheel x5 	H
Plastic Cover x1 	I						

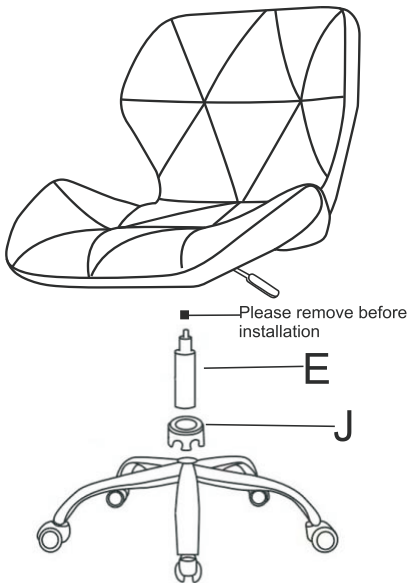
1



2



3



4

